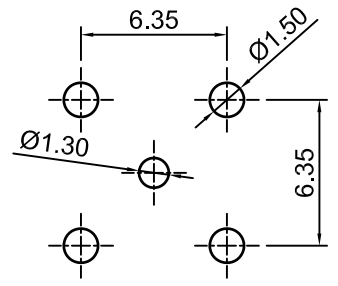
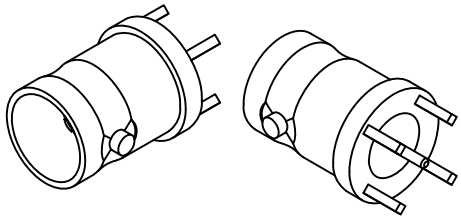
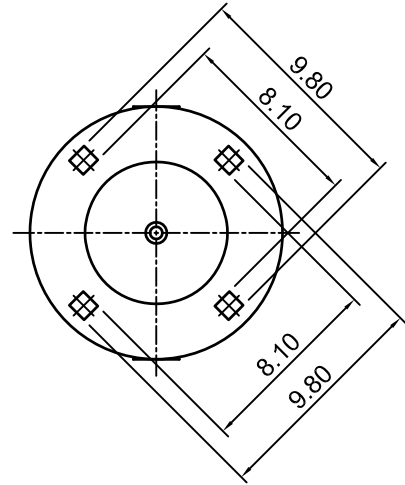
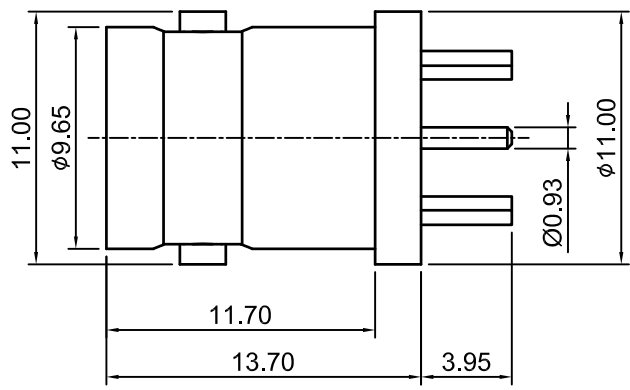
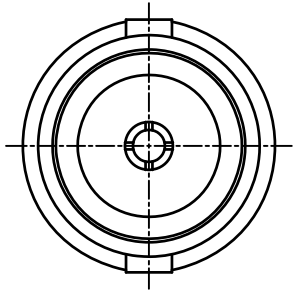


Rev.	ECN#	Description	Changed by	Date
A	NONE	FIRST RELEASE.	M.YANG	2019-06-16

- NOTE:**
1. ELECTRICAL CHARACTERISTICS:
 - 1.1 IMPEDANCE: 75Ω
 - 1.2 FREQUENCY RANGE:DC~6GHz
 - 1.3 VSWR: 1.3 MAX. @ 3GHz
1.5 MAX. @ 6GHz
 2. MECHANICAL CHARACTERISTIC:
 - 2.1 TEMPERATURE RANGE: -65 ~ +165°C
 - 2.2 MATING CYCLES: 500 TIMES
 3. ALL MATERIALS AND PROCESS ARE RoHS COMPLIANT.



RECOMMENDED MOUNT HOLE



ITEM	NAME	MATERIAL	TREATMENT	QTY
③	INSULATOR	TEFLON	NATURE	2EA
②	CONTACT PIN	COPPER ALLOY	GOLD	1EA
①	BODY	BRASS	NICKEL	1EA
Bill Of Material				

TOLERANCES UNLESS OTHERWISE SPECIFIED		
ONE PLACE DECIMAL	.X	±0.20
TWO PLACE DECIMAL	.XX	±0.1
THREE PLACE DECIMAL	.XXX	±0.05
HOLE DIA. VARIATION	.XX	N/A
ANGULAR DIMENSION		±3°

Signature	
Approved By:	
Checked By:	
Drawn By:	M.YANG

SHINTO ELECTRONICS CO.,LTD
<http://www.shinto-electronics.com>

Shinto P/N: BFS110PCB-A715	
Description: BNC jack straight for PCB DIP mount	
Material: See BOM	Treatment: See BOM
Unit: mm	Size: A4
Scale: 3:1	Sheet: 1 of 1